



BRAZOS G REGIONAL WATER PLANNING GROUP

WEDNESDAY, July 13, 2022

10:00AM

BRAZOS RIVER AUTHORITY

4600 COBBS DR. WACO, TX 76710



1. Call Meeting to Order

2. Invocation

3. Notice of Meeting

4. Attendance and Announcements

5. Public Input - Public questions and comments on agenda items or water planning issues (limited to 5 minutes each)



6. Report and possible discussion from Texas Water Development Board (TWDB) staff

TWDB Update

Brazos G Regional Water Planning Group Meeting

July 13, 2022

Jean Devlin

Jean.Devlin@TWDB.Texas.gov



Appointment to TWDB

- Governor Abbott appointed George B. Peyton V to the Texas Water Development Board
- He is originally from Canadian, Texas and is President of River Valley Holdings, Inc.
- Received a Bachelor of Science in Astrophysics and a Bachelor of Business Administration in Entrepreneurial Management from Texas Christian University and a Master of Business Administration from Stanford University



Contract Amendments

- On July 7, 2022 the Board authorized the execution of contract amendments for the 2026 Regional Water plans. The Board item is available at the following link for your reference:
<https://www.twdb.texas.gov/board/2022/07/Board/Brd04.pdf>
- Each region was sent a draft of the updated task and expense budget that will be included in the amendment package.
- Regions have been advised to provide the revised expense budget allocations and DocuSign information no later than **July 19th**.

Interregional Planning Council

- On July 7, 2022 the Board appointed a member and alternate for each regional water planning group to the Interregional Planning Council.
- The planning groups were sent an e-mail with a welcome letter from the TWDB's Executive Administrator, a copy of House Bill 807, and a copy of the TWDB Board appointment memorandum



6th Round Demand Projections

- Draft projections and supporting materials released 1/20 for livestock, manufacturing, and steam-electric power water demands. Data available online, along with interactive dashboards:
<https://www.twdb.texas.gov/waterplanning/data/projections/2027/projections.asp>
- Anticipated release schedule for remaining projections data:
 - March 2022: release draft Water User Group list + historical population, net use, and gallons per capita daily
 - **August 2022: release draft irrigation and mining water demand projections**
 - February 2023: release draft population projections, plumbing code savings and municipal demand projections

6th Round Demand Projections

- Projections related deadlines:
 - **July 2022 – Deadline for RWPGs to request changes to historical data for municipal Water User Groups. Due July 29, 2022**
 - July 2023 – Deadline for RWPGs to request changes to draft non-municipal demand projections.
 - August 2023 – Deadline for RWPGs to request changes to draft population and municipal demand projections.

6th Cycle of Regional Water Planning Web Page

- 6th Cycle of RWP landing page:
<http://www.twdb.texas.gov/waterplanning/rwp/planningdocu/2026/index.asp>
- Page includes planning documents such as the 6th Cycle plan timeline, BMP Guide, rules pamphlet, contract docs, planning newsletters, and Chairs' Conference Call notes
- RegionalWaterPlanning@twdb.Texas.gov is now being used for broadcast communications to RWPGs regarding regional water planning





7. Report, discussion, and possible action on report from the Executive Committee

7.1. Industries representative vacancy

“The Executive Committee recommends to the members of the Brazos G Regional Water Planning Group appointment of Alan Gardenhire representing Industries Interests to serve as a voting member of the Brazos G Regional Water Planning Group.”



8. Consider and take potential action to authorize the BRA as the Administrative Agent to amend the contract with the TWDB and the technical consultant (Carollo) on behalf of the Brazos G Regional Water Planning Group for additional scope of work tasks and funding for the 6th cycle of Regional Water Planning and act as necessary.



Funding Allocation for the 6th cycle of Regional Water Planning

Brazos G Summary:

- Initial funding under the current contract (FY2021): \$338,173
- Total Anticipated funding to complete the 2026 Regional Water Plan:
\$1,823,980



Resolution for Action by the Brazos G Group:

“Authorize the Brazos River Authority to negotiate and execute contract amendments with TWDB and technical consultant Carollo to incorporate the additional appropriated funds to develop the 6th cycle of regional water planning.”



9. Report, discussion, and possible action on report from Technical Consultant - Carollo

**9.1. Preliminary summary of draft municipal historical use
and gpcd amounts.**

**9.2. Submittal of comments and revisions to the Texas
Water Development Board on the Draft Water User
Group (WUG) List for the purposes of the 2026 Brazos
G Regional Water Plan.**

Brazos G Water Planning

Municipal WUG List
Historical Population and Water Use, & GPCD




2026 Planning Budget Progress

Task #	Task	Contract Amount	Expended to Date	% Complete
1	Planning Area Description	\$30,418	\$0	0%
2A	Non-Municipal Water Demand Projections	\$57,806	\$7,324.48	13%
2B	Population and Municipal Water Demand Projections	\$80,330	\$1,812.48	2%
3	Water Supply Analyses	n/a	n/a	0%
4A	Identification of Water Needs	n/a	n/a	0%
4B	Identification of Potentially Feasible WMSs and WMS Projects	n/a	n/a	0%
4C	Prepare and Submit Technical Memorandum	n/a	n/a	0%
5A	Evaluation and Recommendation of WMSs and WMS Projects	n/a	n/a	0%
5B	Water Conservation Recommendations	n/a	n/a	0%
6	Impacts of Regional Water Plan	n/a	n/a	0%
7	Drought Response, Activities & Recommendations	n/a	n/a	0%
8	Recommendations Regarding Unique Stream Segments and/or Reservoir Sites and Legislative & Regional Policy Issues	\$13,415	\$0	0%
9	???	n/a	n/a	0%
10	Public Participation and Plan Adoption	\$88,204	\$10,395.41	12%
11	Implementation and Comparison to the Previous Regional Water Plan	n/a	n/a	0%
12	???	n/a	n/a	0%
	TOTAL	\$270,173	\$19,532.37	7%

2026 Plan Schedule Detail

Date	Scheduled Events/Tasks
January 2022	TWDB releases initial Draft Non-Municipal data for Livestock, Manufacturing, and Steam-Electric Power Generation for review
March 2022	TWDB releases Draft list of municipal WUGs, GPCD, historical population, and water use for review Brazos G Meeting – Initial Non-Municipal data summary
July 2022	Municipal WUG List, Draft Historical Population, Water Use, and GPCD
Aug 2022	Contract Amendments
Sept. 2022	TWDB releases remaining Draft Non-Municipal data for Irrigation and Mining for review



Today's Discussion

Summary of draft historical municipal population, water use, and per capita usage data

Draft WUG List

Seeking action for approval of submittal of comments and revisions on Draft WUG List

Acronyms

Water

User

Group

Acronyms

Gallons

Per

Capita

Daily

Draft Municipal WUG Historical Populations, Water Use, and Per Capita Use (GPCD)

Establishment of Municipal Water User Groups (WUGs)

Past rounds

- Municipal boundaries with:
 - Population criteria for city-owned water utilities
 - Volumetric criteria for other water utilities

Starting with 2021 Plan and Present 2026 Planning

- Utility-based planning
- Delineated by water provider service areas

Population and municipal water demand projections will be developed for these WUGs

Municipal WUG Identification Criteria

Retail public utilities owned by a political subdivision providing more than 100 acre-feet per year (AFY) of water for municipal use;

Privately-owned utilities that request inclusion as an individual WUG, provide more than 100-AFY for municipal use for each owned water system, and are approved for inclusion as an individual WUG by the RWPG;

Water systems of state or federal-owned facilities that request inclusion as an individual WUG, provide more than 100-AFY for municipal use, and are approved for inclusion as an individual WUG by the RWPG;

Collective reporting units (CRU), or groups of retail public utilities that have a common association and are requested by the RWPG.

Total of 272 Municipal Water User Groups (WUGs) in Brazos G

BRAZOS G 2026 REGIONAL WATER PLAN | BRAZOS G

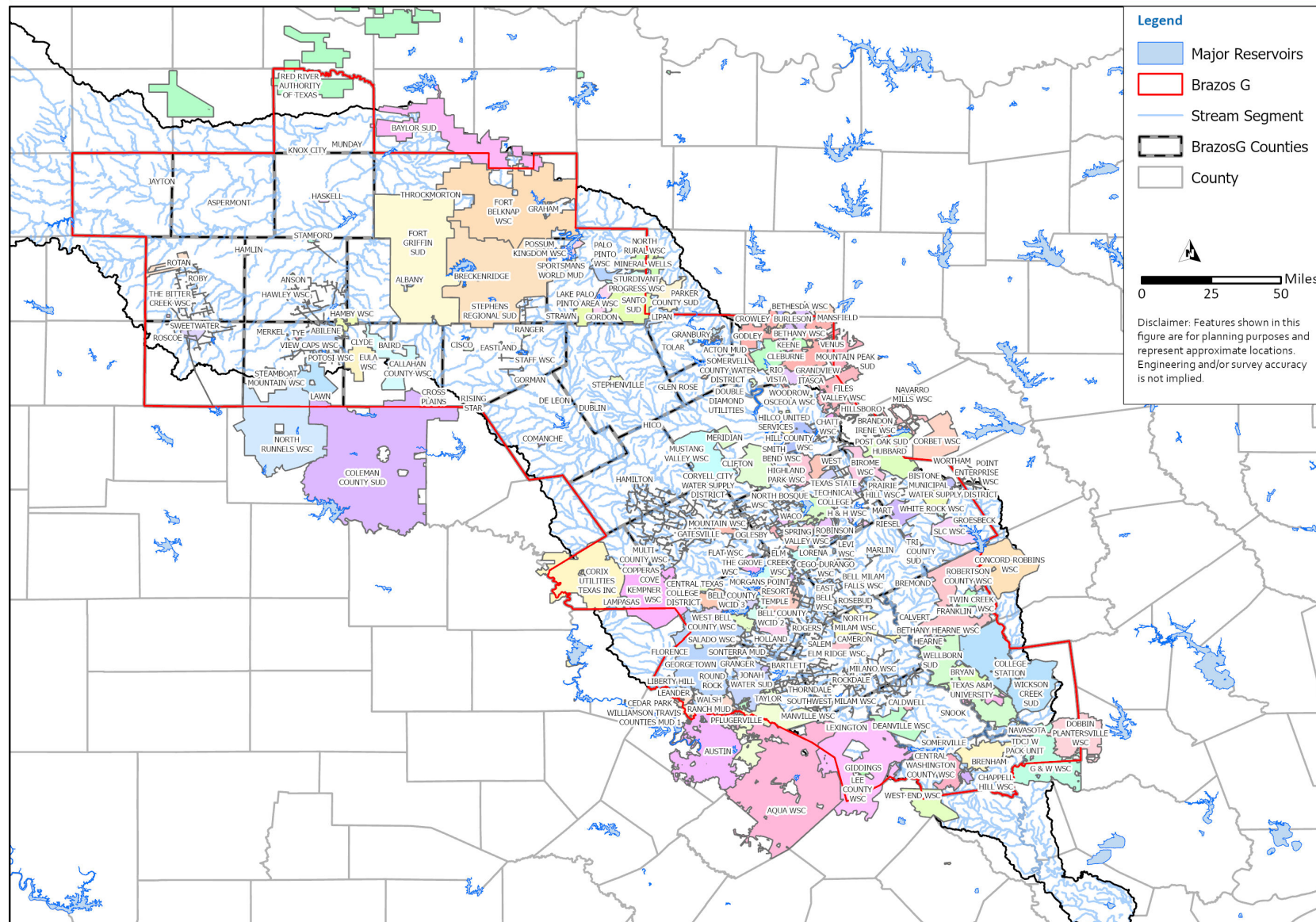


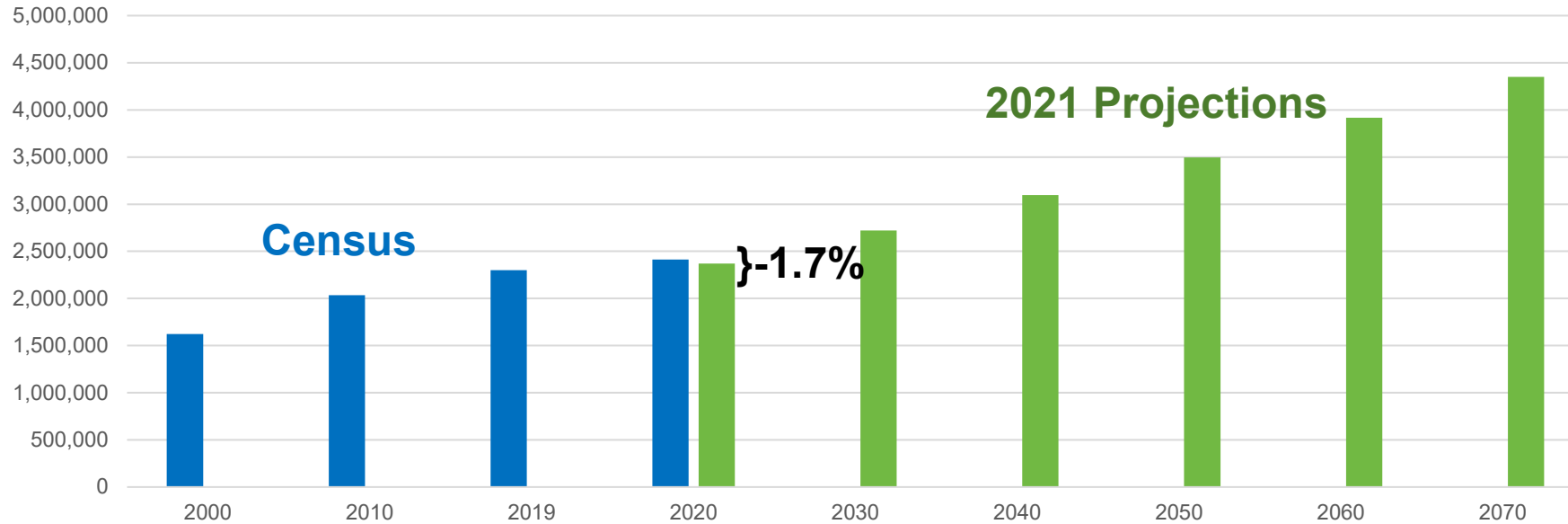
Figure # Brazos G Water User Groups

Municipal WUG Summary

Plan	2021	2026
Municipal WUGs	267	272

New WUGs were determined by whether or not the utility used more than 100 ac-ft in the 2015-2019 period per 31 TAC 357.10(43).

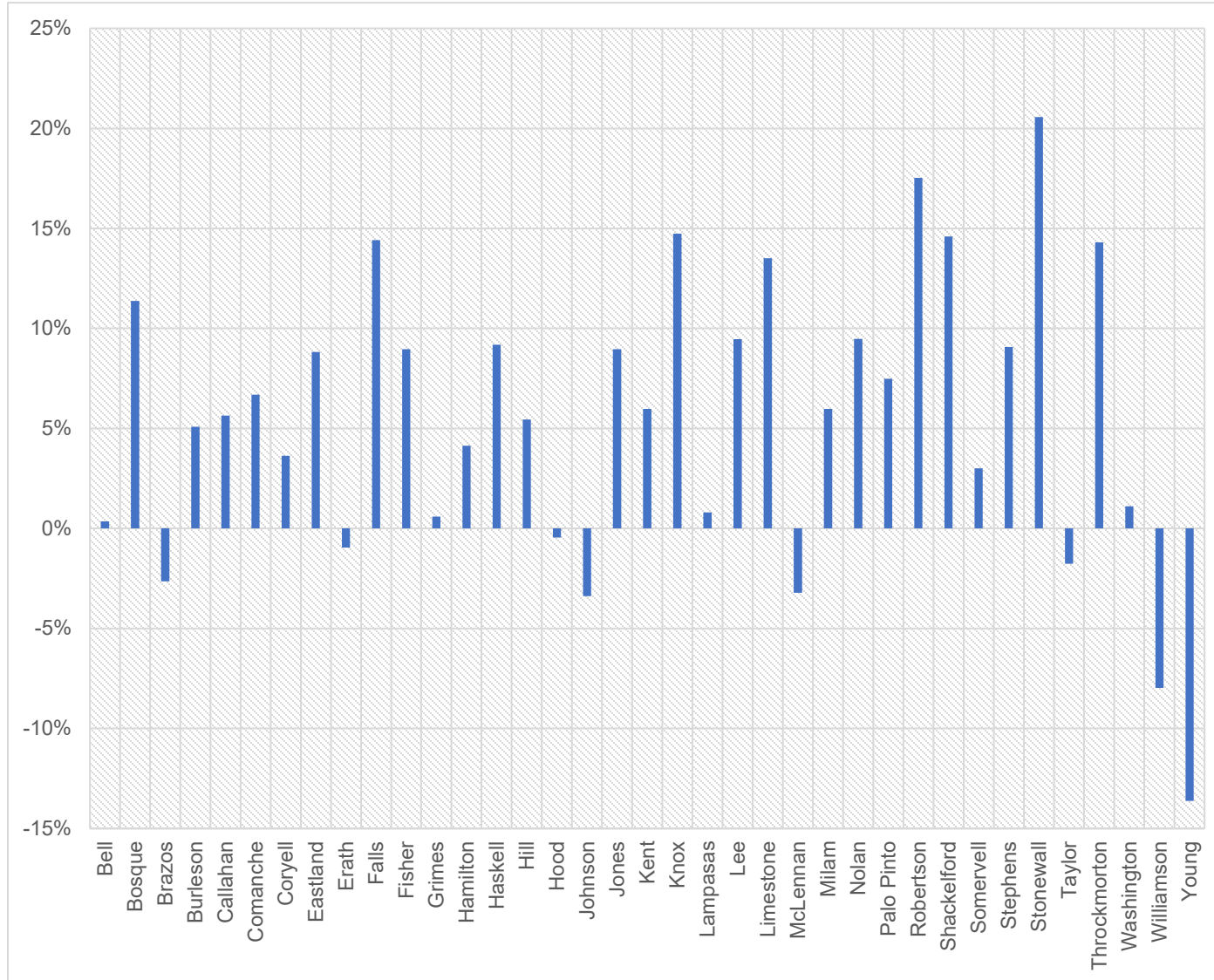
Future Brazos G Population Process



2020	
Census	2,412,233
Projection	2,371,064
Difference	-41,169
% Difference	-1.7%

- ◆ Comparison of Census estimates and interpolated population projection from 2021 Brazos G Plan suggests regional population projections were reasonable.
- ◆ The region total population projection may only be increased if:
 - a. the region appears to be under-projected as compared to Census population estimates,
 - b. one or more counties within the region appears to be under-projected by 10 percent or more, and
 - c. the region does not include counties that appear to be over-projected by 10 percent or more that could be reduced to off-set the increase in the under-projected county.

Maximum % Difference between 2021 Brazos G Plan's County Population Projection for 2020 and Census 2020

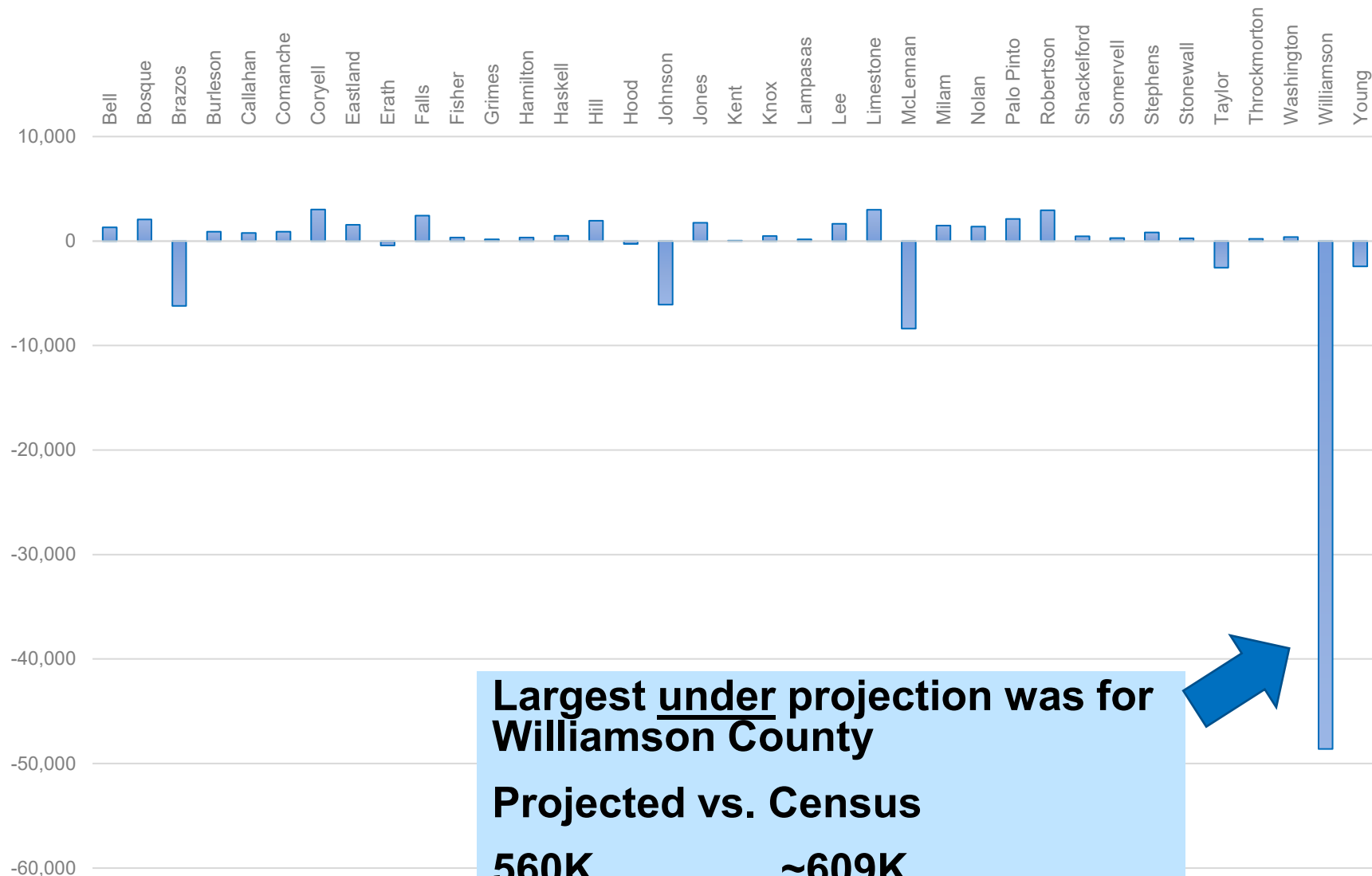


**76% of
projections
within 10% of
Census**

**Nine (9)
counties over-
projected
>10%**

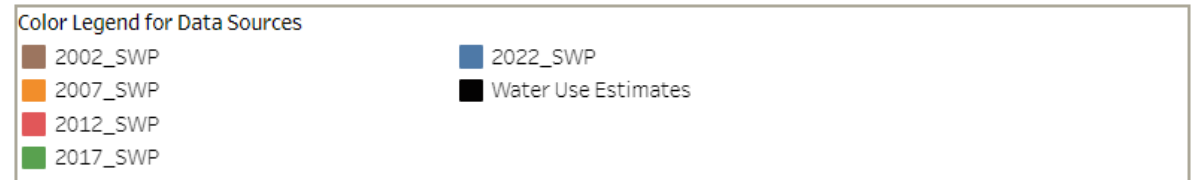
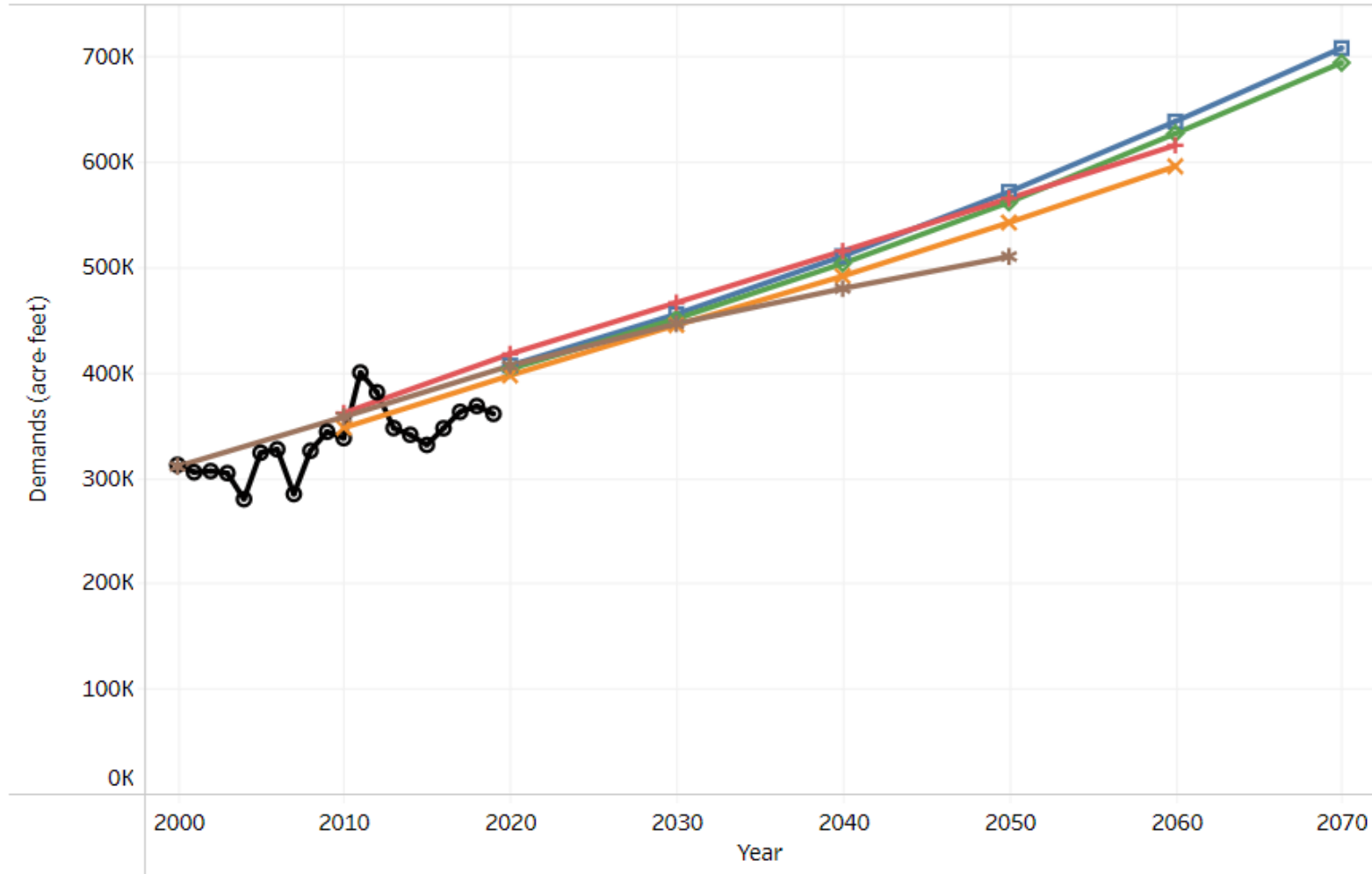
- Bosque
- Falls
- Knox
- Limestone
- Robertson
- Shackelford
- Stonewall
- Throckmorton
- Young

Magnitude of Difference between 2021 Brazos G Plan's County Population Projection for 2020 and Census 2020

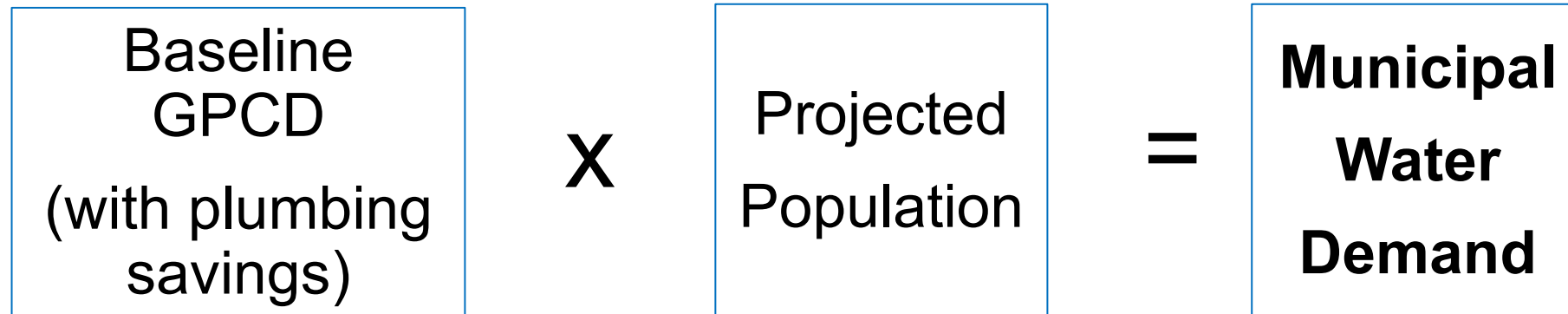


Largest under projection was for Williamson County
Projected vs. Census
560K ~609K

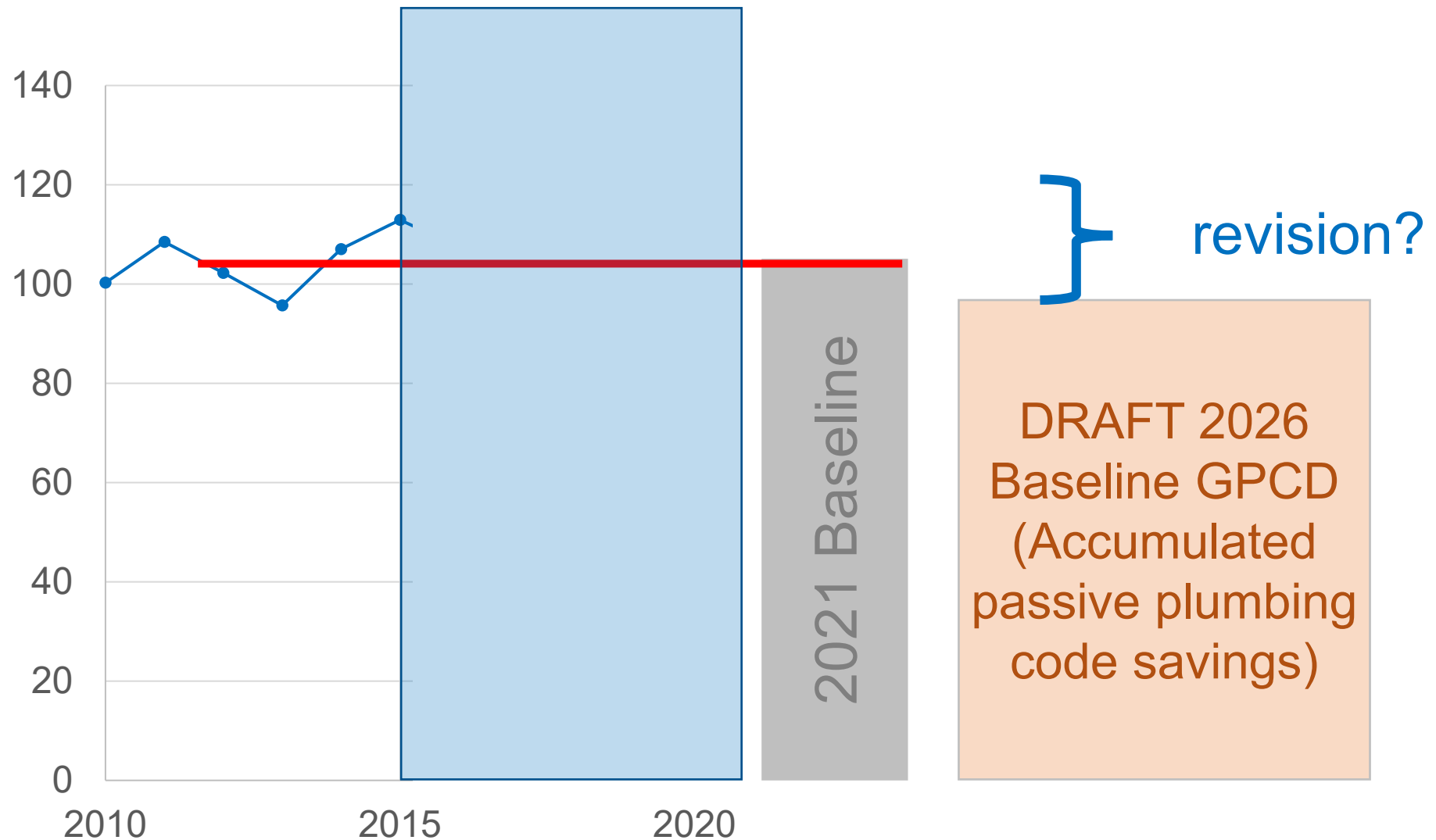
Historical Municipal Demand in Brazos G with projections from previous Brazos G Plans



How **Water Demand** is projected.

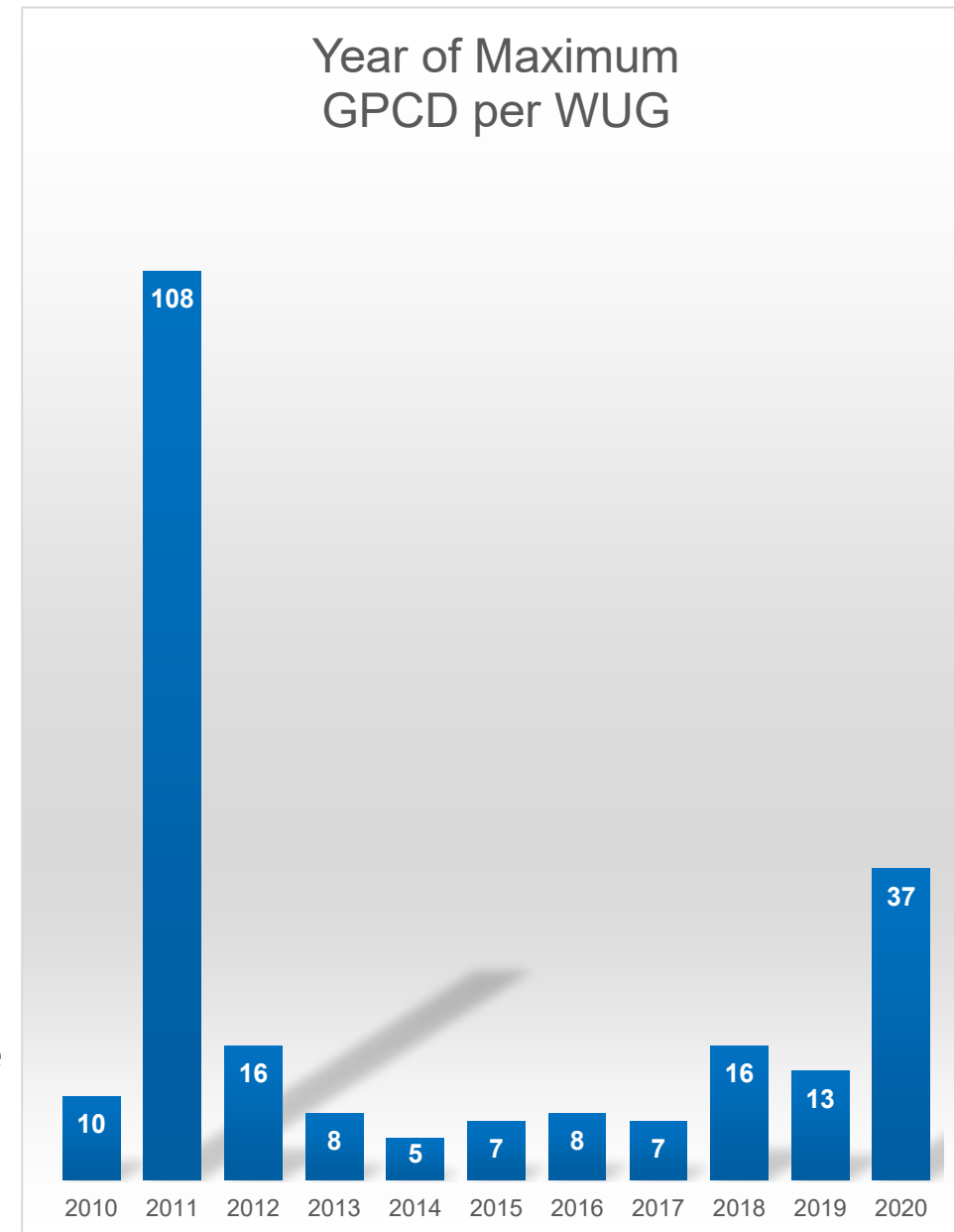


Baseline GPCD (with plumbing savings)



Draft GPCD

- 45% of Municipal WUGs have a Draft Baseline GPCD > 140
 - 53% in 2021 Plan.
- Draft Baseline GPCDs reduced by an average of 7% from 2021 RWP
 - Due to accrued plumbing savings.
- Maximums most often occurred in 2011
- Maximum per capita usage does occur in other years over the last decade for certain WUGs



What's the Takeaway?

We can expect that draft population projections will be modified to more align with the 2020 census

- Small commensurate decreases in population projections relative to last plan
- Likely more significant increases for Williamson County and other areas with observed growth

As projections are rolled out by TWDB we will work with WUGs to:

- Ensure accuracy of WUS data
- Ensure GPCDs are representative over appropriate period for regional planning objectives

Draft Brazos G WUG List

Draft Municipal WUG List

439 WSC
 ABILENE
 ACTON MUD
 ALBANY
 ALVARADO
 ANSON
 ARMSTRONG WSC
 ASPERMONT
 AXTELL WSC
 BAIRD
 BARTLETT
 BELL COUNTY WCID 1
 BELL COUNTY WCID 2
 BELL COUNTY WCID 3
 BELL MILAM FALLS WSC
 BELLMEAD
 BELTON
 BETHANY SUD
 BETHESDA WSC
 BIROME WSC
 BISTONE MUNICIPAL WATER
 SUPPLY DISTRICT
 BLOCK HOUSE MUD
 BOLD SPRINGS WSC
 BRANDON IRENE WSC
 BRECKENRIDGE
 BREMOND
 BRENHAM
 BRUCEVILLE EDDY
 BRUSHY CREEK MUD
 BRYAN
 BURLESON

BURLESON
 CADE LAKES WSC
 CALDWELL
 CALLAHAN COUNTY WSC
 CALVERT
 CAMERON
 CEDAR PARK
 CEGO-DURANGO WSC
 CENTRAL BOSQUE WSC
 CENTRAL TEXAS COLLEGE
 DISTRICT
 CENTRAL WASHINGTON COUNTY
 WSC
 CHALK BLUFF WSC
 CHAPPELL HILL WSC
 CHATT WSC
 CHILDRESS CREEK WSC
 CISCO
 CITY OF BENJAMIN
 CLEBURNE
 CLIFTON
 CLYDE
 COLLEGE STATION
 COMANCHE
 COOLIDGE
 COPPERAS COVE
 CORIX UTILITIES TEXAS INC
 CORYELL CITY WATER SUPPLY
 DISTRICT
 COUNTY-OTHER, BELL
 COUNTY-OTHER, BOSQUE
 COUNTY-OTHER, BRAZOS
 COUNTY-OTHER, BURLESON

COUNTY-OTHER, CALLAHAN
 COUNTY-OTHER, COMANCHE
 COUNTY-OTHER, CORYELL
 COUNTY-OTHER, EASTLAND
 COUNTY-OTHER, ERATH
 COUNTY-OTHER, FALLS
 COUNTY-OTHER, FISHER
 COUNTY-OTHER, GRIMES
 COUNTY-OTHER, HAMILTON
 COUNTY-OTHER, HASKELL
 COUNTY-OTHER, HILL
 COUNTY-OTHER, HOOD
 COUNTY-OTHER, JOHNSON
 COUNTY-OTHER, JONES
 COUNTY-OTHER, KENT
 COUNTY-OTHER, KNOX
 COUNTY-OTHER, LAMPASAS
 COUNTY-OTHER, LEE
 COUNTY-OTHER, LIMESTONE
 COUNTY-OTHER, MCLENNAN
 COUNTY-OTHER, MILAM
 COUNTY-OTHER, NOLAN
 COUNTY-OTHER, PALO PINTO
 COUNTY-OTHER, ROBERTSON
 COUNTY-OTHER,
 SHACKELFORD
 COUNTY-OTHER, SOMERVELL
 COUNTY-OTHER, STEPHENS
 COUNTY-OTHER, STONEWALL
 COUNTY-OTHER, TAYLOR
 COUNTY-OTHER,
 THROCKMORTON

COUNTY-OTHER, WASHINGTON
 COUNTY-OTHER, WILLIAMSON
 COUNTY-OTHER, YOUNG
 CRAWFORD
 CROSS COUNTRY WSC
 CROSS PLAINS
 DE LEON
 DEANVILLE WSC
 DOG RIDGE WSC
 DOUBLE DIAMOND UTILITIES
 DUBLIN
 EAST BELL WSC
 EAST CRAWFORD WSC
 EASTLAND
 ELM CREEK WSC
 EOL WSC
 EULA WSC
 FERN BLUFF MUD
 FILES VALLEY WSC
 FLAT WSC
 FLORENCE
 FORT BELKNAP WSC
 FORT GATES WSC
 FORT GRIFFIN SUD
 FORT HOOD
 FRANKLIN
 GATESVILLE
 GEORGETOWN
 GHOLSON WSC
 GIDDINGS

Draft Municipal WUG List (cont'd)

GLEN ROSE
GODLEY
GORDON
GORMAN
GRAHAM
GRANBURY
GRANDVIEW
GRANGER
GROESBECK
H & H WSC
HAMBY WSC
HAMILTON
HAMLIN
HARKER HEIGHTS
HASKELL
HAWLEY WSC
HEARNE
HEWITT
HICO
HIGHLAND PARK WSC

HILCO UNITED SERVICES

HILL COUNTY WSC

HILLSBORO
HILLTOP WSC

HOG CREEK WSC
HOLLAND
HUBBARD
HUTTO
ITASCA

JARRELL-SCHWERTNER

JAYTON

JOHNSON COUNTY SUD

JONAH WATER SUD
KEENE
KEMPNER WSC
KILLEEN
KNOX CITY

LACY LAKEVIEW

LAKE PALO PINTO AREA WSC

LAMPASAS
LAWN
LEANDER

LEE COUNTY WSC

LEROY TOURS GERALD WSC
LEVI WSC
LEXINGTON
LIBERTY HILL
LIPAN

LITTLE ELM VALLEY WSC
LORENA
MARLIN
MART
MCGREGOR

MCLENNAN COUNTY WCID 2
MERIDIAN
MERKEL
MEXIA
MILANO WSC
MINERAL WELLS
MOFFAT WSC

MOODY

MORGANS POINT RESORT
MOUNTAIN WSC

MULTI COUNTY WSC
MUNDAY

MUSTANG VALLEY WSC
NAVASOTA
NOACK WSC

NORTH BOSQUE WSC
NORTH MILAM WSC

NORTH RURAL WSC
OGLESBY
PALO PINTO WSC

PALOMA LAKE MUD 1

PALOMA LAKE MUD 2
PARKER WSC
PENDLETON WSC

POSSUM KINGDOM WSC
POST OAK SUD
POTOSI WSC
PRAIRIE HILL WSC
RANGER
RIESEL
RIO VISTA
RISING STAR

ROBERTSON COUNTY WSC
ROBINSON
ROBY
ROCKDALE
ROGERS

ROSCOE
ROSEBUD
ROSS WSC
ROTAN
ROUND ROCK
S U N WSC
SALADO WSC

SALEM ELM RIDGE WSC

SANTO SUD
SLC WSC
SMITH BEND WSC
SNOOK
SOMERVELL COUNTY WATER
DISTRICT
SOMERVILLE
SONTERRA MUD

SOUTHWEST MILAM WSC

SPORTSMANS WORLD MUD

SPRING VALLEY WSC
STAFF WSC
STAMFORD

STEAMBOAT MOUNTAIN WSC

STEPHENS REGIONAL SUD

STEPHENVILLE
STRAWN

STURDIVANT PROGRESS WSC

SWEETWATER
TAYLOR
TDCJ LUTHER UNITS
TDCJ W PACK UNIT
TEMPLE

Draft Municipal WUG List (cont'd)

TEXAS A&M UNIVERSITY
TEXAS STATE TECHNICAL COLLEGE
THE BITTER CREEK WSC
THE GROVE WSC
THORNDALE
THROCKMORTON
TOLAR
TRI COUNTY SUD
TROY
TWIN CREEK WSC
TYE
VALLEY MILLS
VENUS
VIEW CAPS WSC
VISTA OAKS MUD
WACO
WALSH RANCH MUD
WELLBORN SUD
WEST
WEST BELL COUNTY WSC
WEST BRAZOS WSC
WESTBOUND WSC
WHITE ROCK WATER SUD
WHITNEY
WICKSON CREEK SUD
WILLIAMSON COUNTY MUD 10
WILLIAMSON COUNTY MUD 11
WILLIAMSON COUNTY WSID 3
WILLIAMSON TRAVIS COUNTIES MUD 1
WINDSOR WATER
WOODROW OSCEOLA WSC
WOODWAY

Two CRUs: Collective Reporting Units

1. ABILENE
2. JARRELL-SCHWERTNER

37 County-Other WUGs

- Collectively represent 290 smaller WUGs by County falling below regional planning thresholds

Seven (7) New WUGs for 2026 Brazos G Plan

2021 PLAN	DRAFT 2026 PLAN	Proposed Revision
COUNTY-OTHER, BELL	BELL COUNTY WCID 1	
COUNTY-OTHER, BURLESON	CADE LAKES WSC	
COUNTY-OTHER, KNOX	CITY OF BENJAMIN	BENJAMIN
COUNTY-OTHER, MCLENNAN	HOG CREEK WSC	
COUNTY-OTHER, WILLIAMSON	NOACK WSC	
COUNTY-OTHER, TAYLOR	S U N WSC	
COUNTY-OTHER, EASTLAND	WESTBOUND WSC	

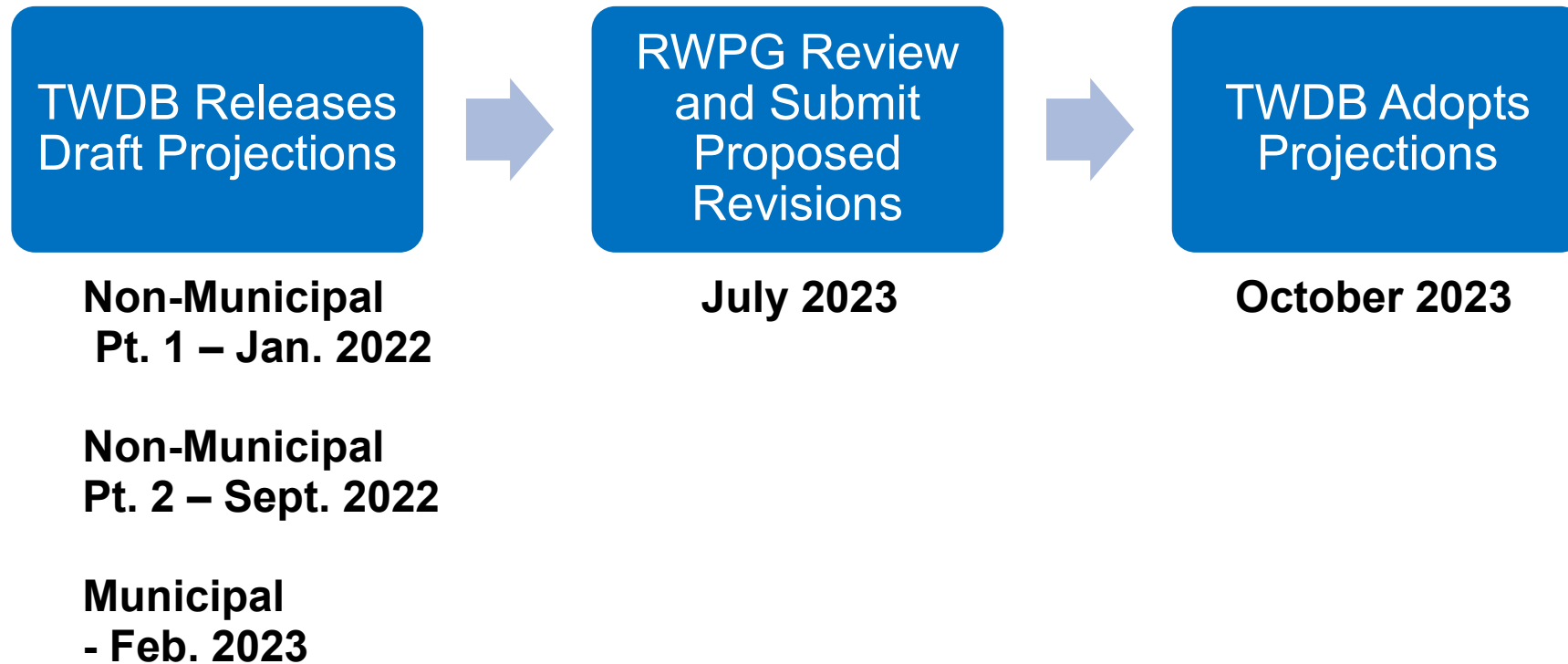
Draft Changes to WUG Names for 2026 Plan

2021 Plan	DRAFT 2026 Plan	Proposed Revision
BETHANY WSC	BETHANY SUD	
BETHANY HEARNE WSC	HEARNE	
COUNTY-OTHER, BURNET	CORRIX UTILITIES TEXAS INC	
COUNTY-OTHER, LLANO		
MITCHELL COUNTY UTILITY		
WILLIAMSON COUNTY MUD 9	VISTA OAKS MUD	
COUNTY-OTHER, ELLIS	HILCO UNITED SERVICES	
COUNTY-OTHER, HILL		
WHITE ROCK WSC	WHITE ROCK WATER SUD	

Action Sought Today

- Approval of Draft Municipal WUG List
- One Proposed Revision:
 - Benjamin (new WUG)
- Seeking approval for the Brazos G Consultant to coordinate with the Texas Water Development Board and submit comments and revisions to the Texas Water Development Board on the Draft Water User Group (WUG) List for the purposes of the 2026 Brazos G Water Plan by July 29, 2022.

Process





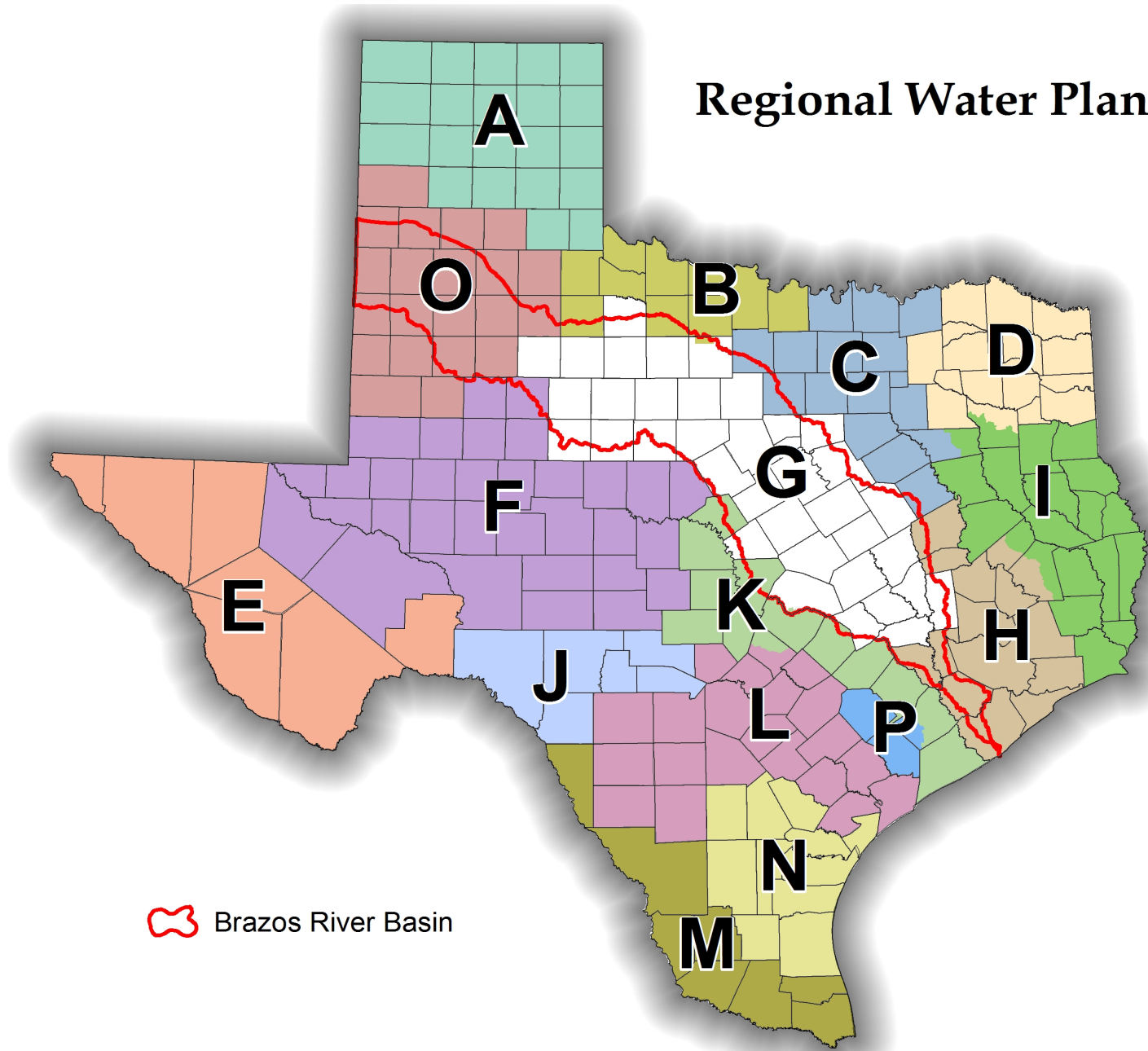
Questions?

Tony L. Smith, P.E. and Heather Harris, P.E.
Carollo Engineers, Inc.
Office: 512-453-5383



10. Report and possible discussion on updates from other regional water planning groups (Regions B, C, F, H, K, L & O)

Regional Water Planning Groups



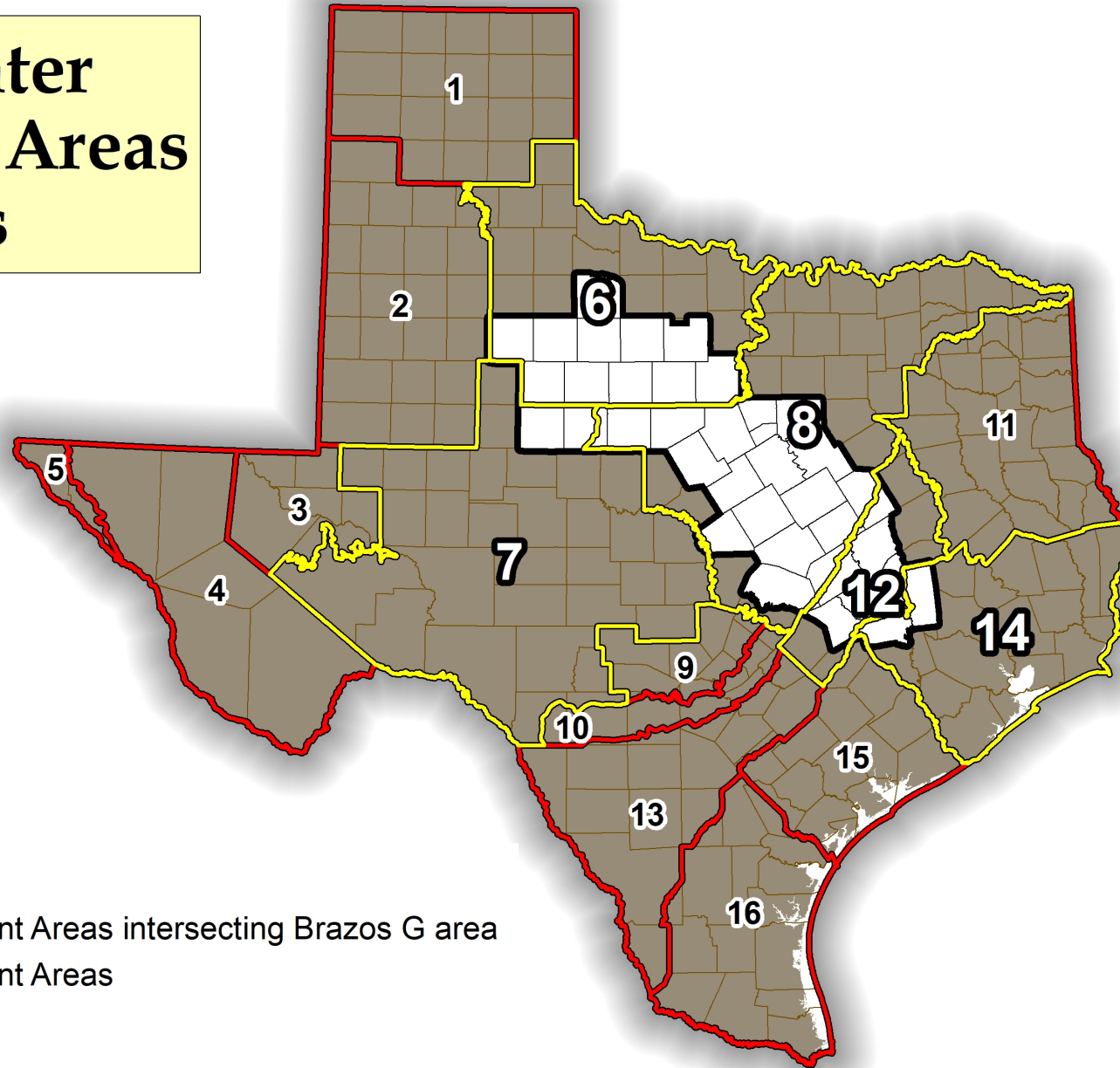
- A** Panhandle
- B** Region B
- C** Region C
- D** North East Texas
- E** Far West Texas
- F** Region F
- G** Brazos G
- H** Region H
- I** East Texas
- J** Plateau
- K** Lower Colorado
- L** South Central Texas
- M** Rio Grande
- N** Coastal Bend
- O** Llano Estacado
- P** Lavaca

 Brazos River Basin



11. Report and possible discussion on Groundwater Management Area (GMA) activities

Groundwater Management Areas of Texas



GMA's in Brazos G:
6, 7, 8, 12, 14

-  Brazos G Area
-  Groundwater Management Areas intersecting Brazos G area
-  Groundwater Management Areas



12. Report and possible discussion on agency communication and information (TDA, TSSWCB, BBASC & Interregional Planning Council)



13. Discussion and possible action on report by Brazos G Administrator.

13.1. Brazos G Website updates timeline

13.2. Finance Report – Summary of Administrative Tasks and Expenses



Brazos G Website Update

www.brazosgwater.org

Timeline

- Start building the website on the new platform September 2022
- Completion by December 31, 2022

Brazos River Authority
Brazos G
From 02/01/22 Through 05/31/22

	Current Period	Current Year	Total Budget	Budget Variance	% Budget Remaining
Revenues					
State Grants	12,624	26,108	338,173	312,065	92.28%
Interest Income	-	-			
Total Revenues	12,624	26,108	338,173	312,065	92.28%
Reimburseable Expenditures					
Salaries	658	1,194			
Benefits	289	523			
Indirect Costs	66	119			
Other Expenditures					
Printing/Publishing ¹	935	3,626			
Public Information/Notices ²	-	2,373			
Total Other Expenditures	1,948	7,835	42,000	34,165	81.35%
Voting Planning Member Travel	710	1,809	26,000	24,191	93.04%
Subcontractor	9,966	16,464	270,173	253,709	93.91%
Total Reimburseable Expenditures	12,624	26,108	338,173	312,065	92.28%
Work in Kind					
Salaries/benefits	1,389	11,717			
Other	40	146			
Total Work in Kind	1,429	11,864			
Net Revenue over expenditures	(1,429)	(11,864)	-	-	

¹ Postage/copies

² Various Ads - public notices



15. Discussion and possible action on report by Brazos G Chair



16. Discussion and possible action on new business to be considered at next meeting



17. Confirmation of next meeting date



18. Adjourn